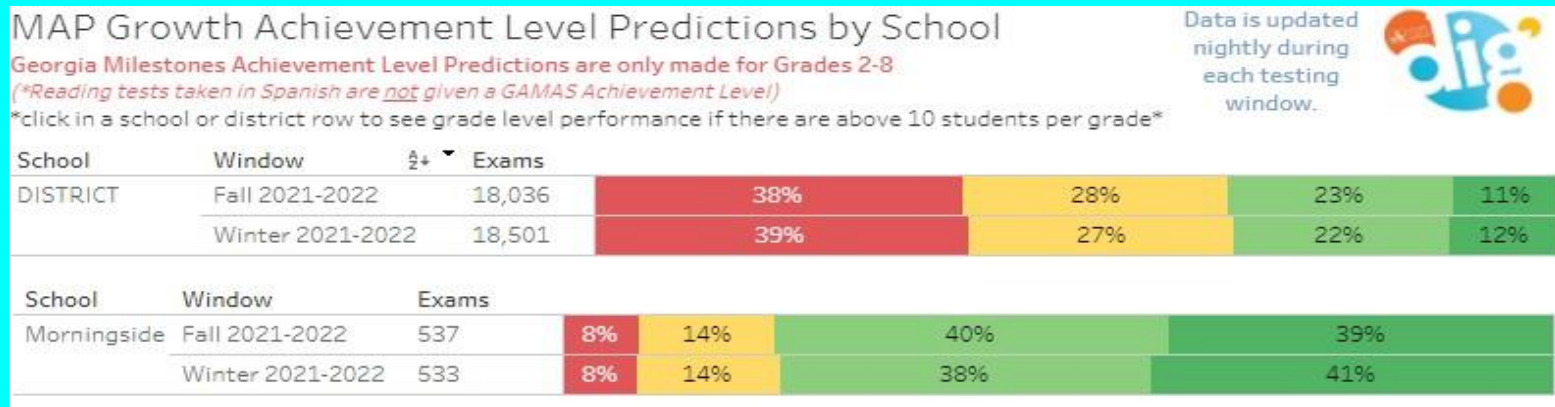


MES Fall to Winter MAP Data

Mr. Tadesse, MES Coach

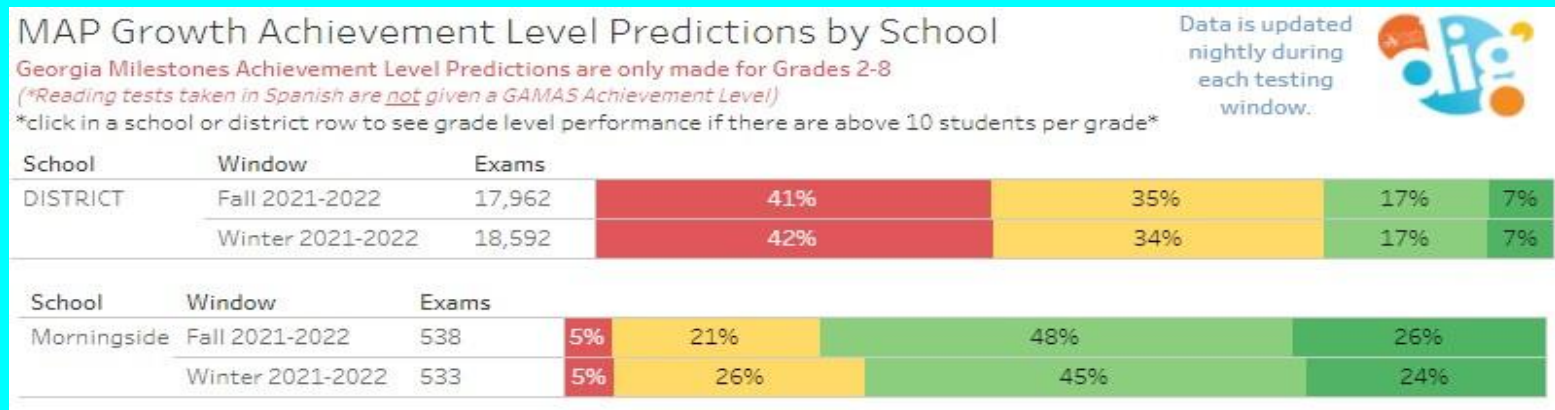
Overall Fall to Winter Reading and Math MAP
Grades 2-5, Proficient or Above

MES Overall Fall to Winter Proficient and Above, (Reading)



79% to 79%

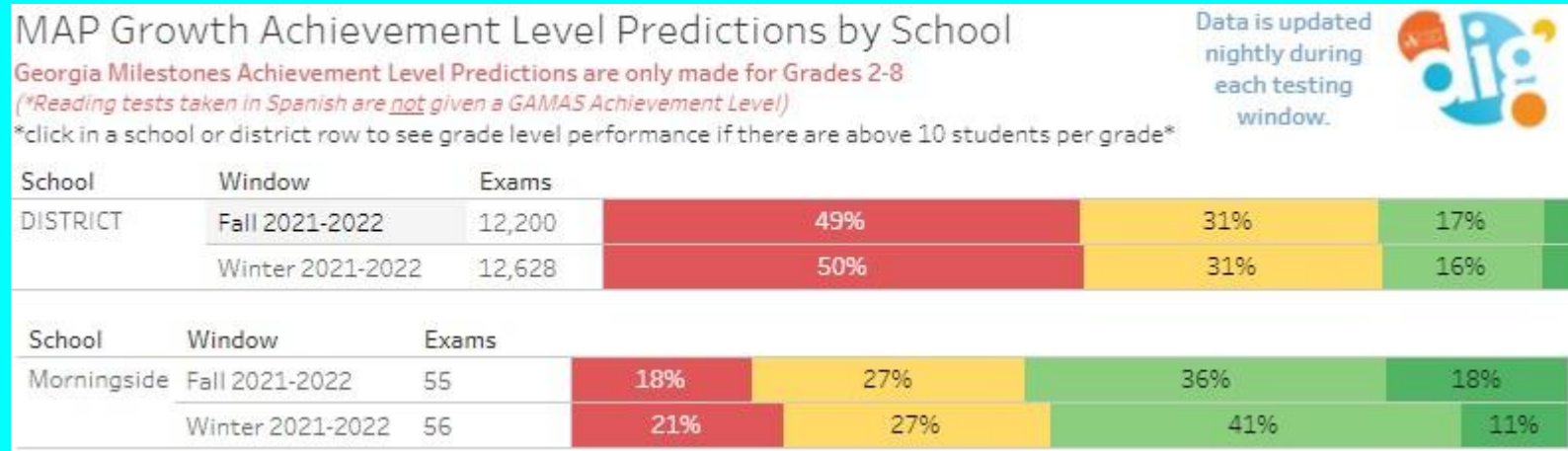
MES Overall Fall to Winter Proficient and Above (Math)



74% to 69%

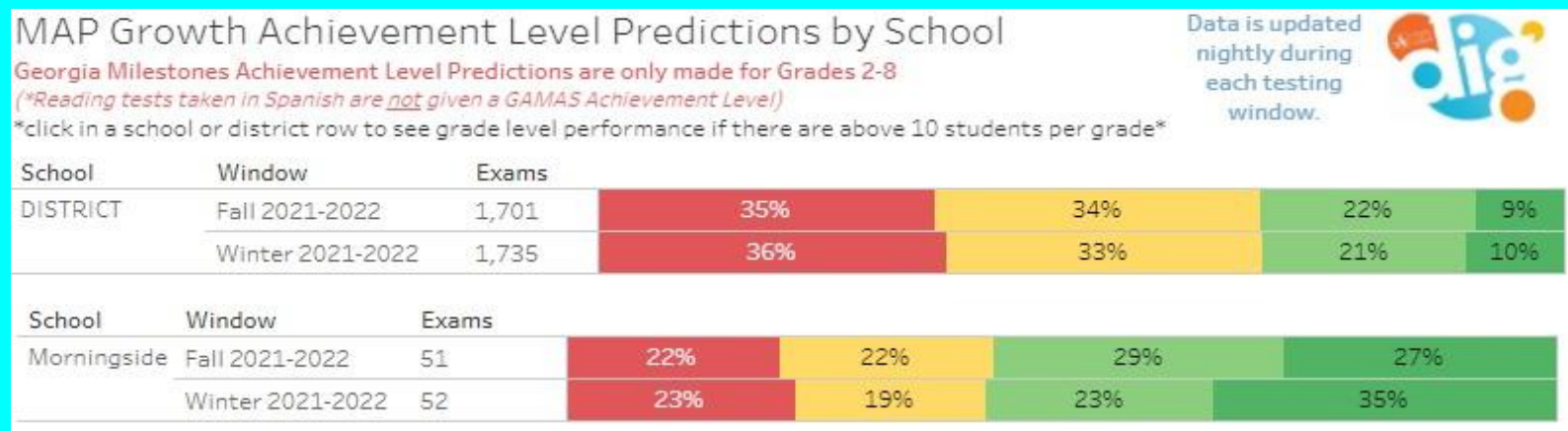
Fall to Winter MAP Reading
Grades 2-5, Proficient or Above

MES Fall to Winter Grades 2-5 Proficient or Above Reading MAP (Black Students)



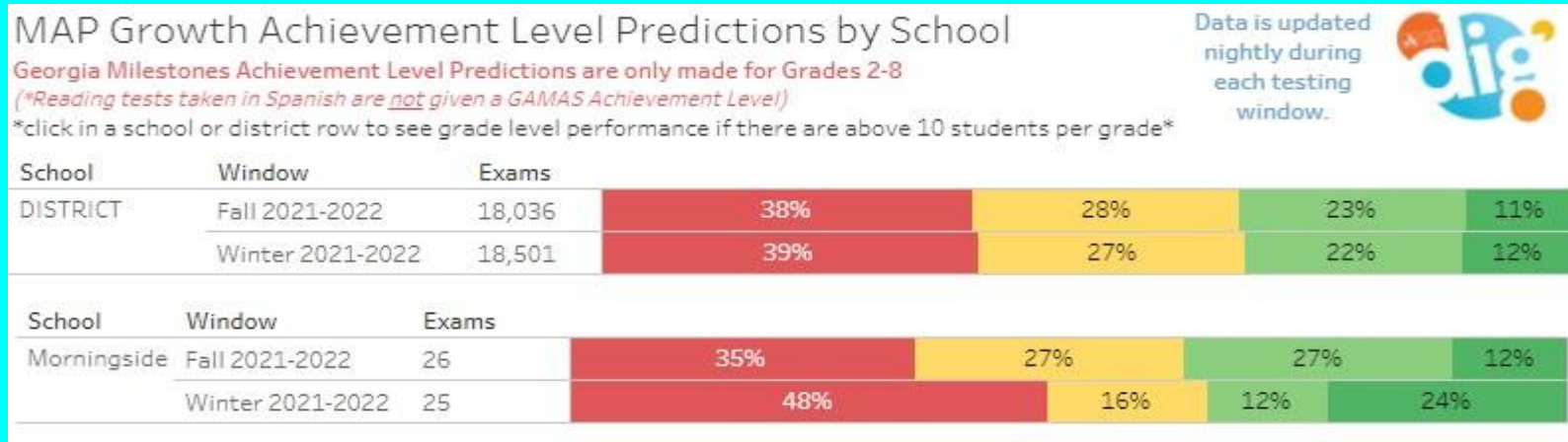
54% to 52%

MES Fall to Winter Grades 2-5 Proficient or Above Reading MAP (Latino Students)



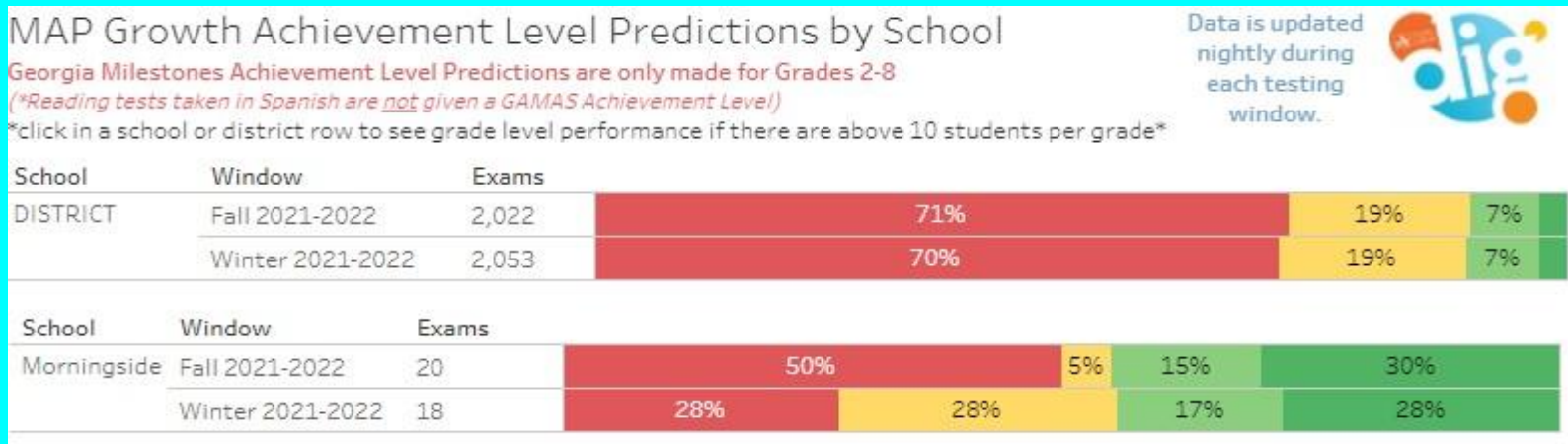
56% to 58%

MES Fall to Winter Grades 2-5 Proficient or Above Reading MAP (EL Students)



39% to 36%

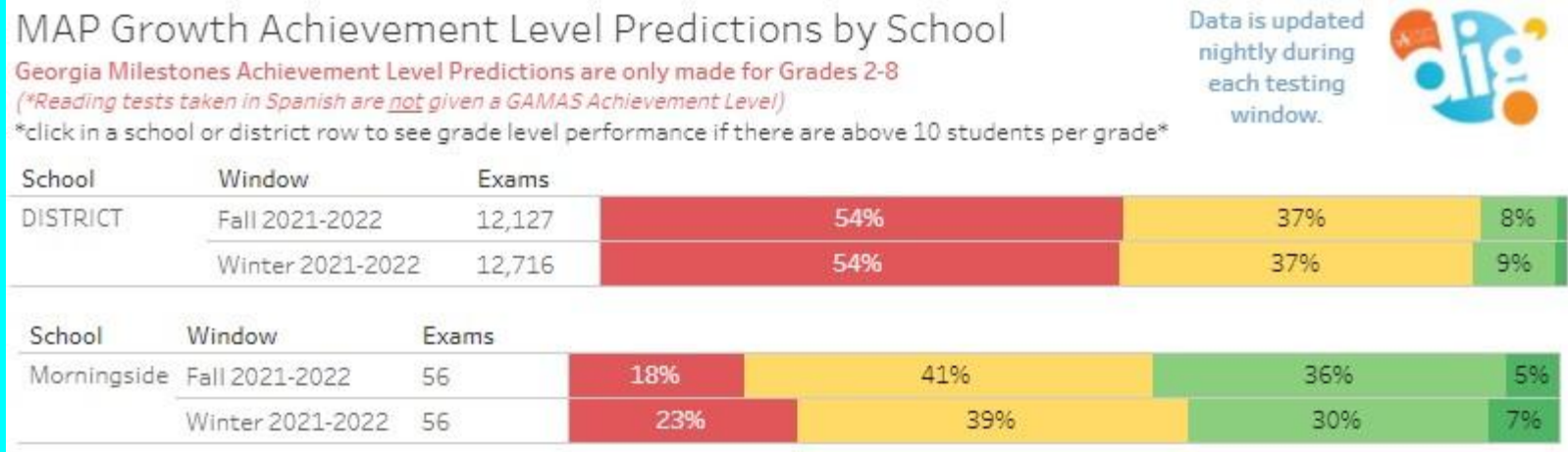
MES Fall to Winter Grades 2-5 Proficient or Above Reading MAP (SWD)



45% to 45%

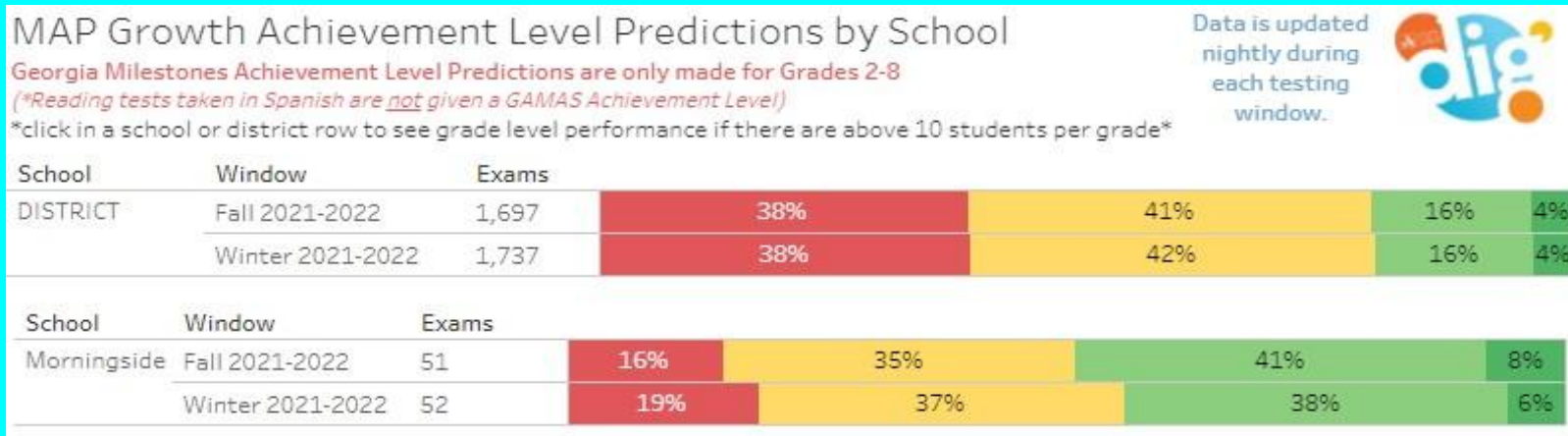
Fall to Winter MAP Math
Grades 2-5, Proficient or Above

MES Fall to Winter Grades 2-5 Proficient or Above Math MAP (Black Students)



41% to 37%

MES Fall to Winter Grades 2-5 Proficient or Above Math MAP (Latino Students)



49% to 44%

MES Fall to Winter Grades 2-5 Proficient or Above Math MAP (EL Students)

MAP Growth Achievement Level Predictions by School

Georgia Milestones Achievement Level Predictions are only made for Grades 2-8

(*Reading tests taken in Spanish are not given a GAMAS Achievement Level)

click in a school or district row to see grade level performance if there are above 10 students per grade

Data is updated
nightly during
each testing
window.



School	Window	Exams				
DISTRICT	Fall 2021-2022	17,962	41%	35%	17%	7%
	Winter 2021-2022	18,592	42%	34%	17%	7%

39% to 32%

School	Window	Exams				
Morningside	Fall 2021-2022	26	23%	38%	31%	8%
	Winter 2021-2022	25	32%	36%	24%	8%

MES Fall to Winter Grades 2-5 Proficient or Above Math MAP (SWD)

MAP Growth Achievement Level Predictions by School

Georgia Milestones Achievement Level Predictions are only made for Grades 2-8

(*Reading tests taken in Spanish are not given a GAMAS Achievement Level)

click in a school or district row to see grade level performance if there are above 10 students per grade

Data is updated
nightly during
each testing
window.



School	Window	Exams				
DISTRICT	Fall 2021-2022	2,015	77%	16%	6%	
	Winter 2021-2022	2,064	75%	18%	6%	

25% to 34%

School	Window	Exams				
Morningside	Fall 2021-2022	20	15%	60%	20%	5%
	Winter 2021-2022	18	6%	61%	28%	6%